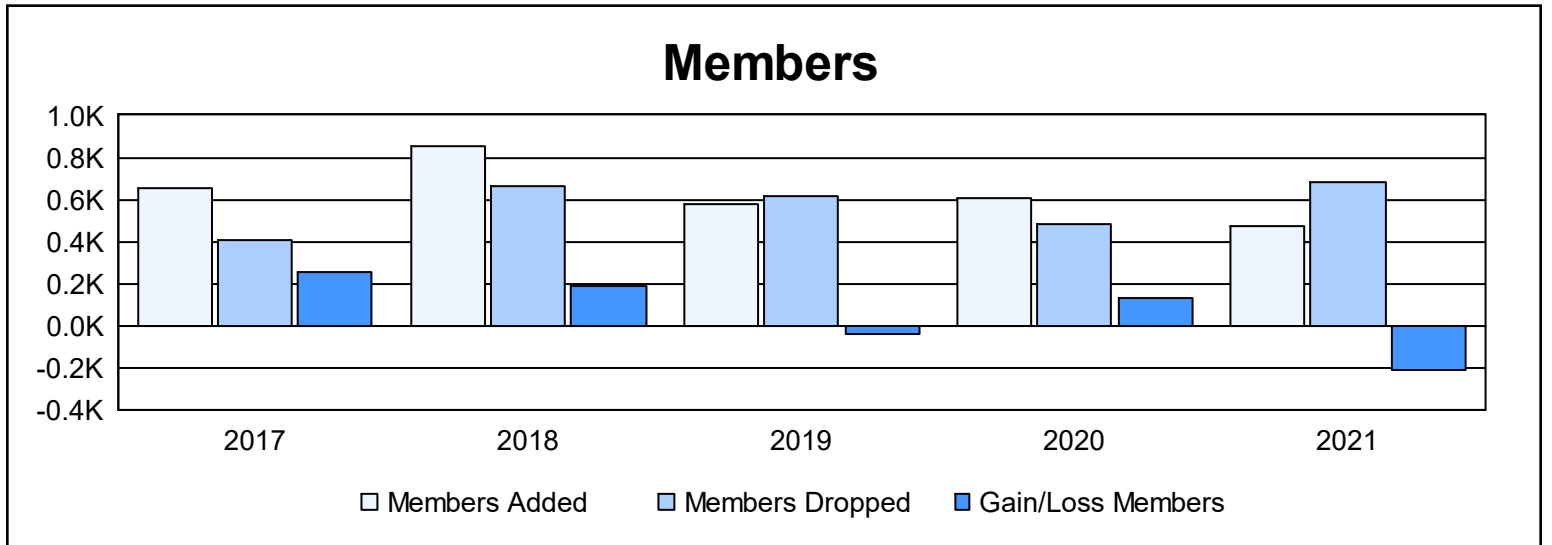
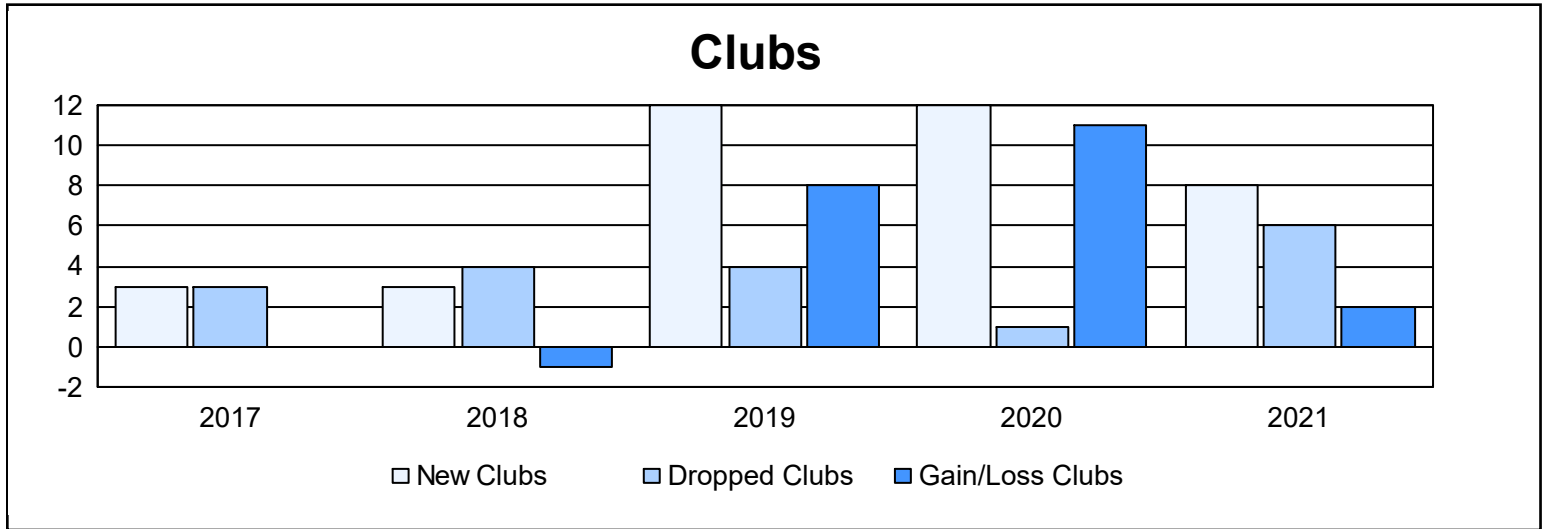
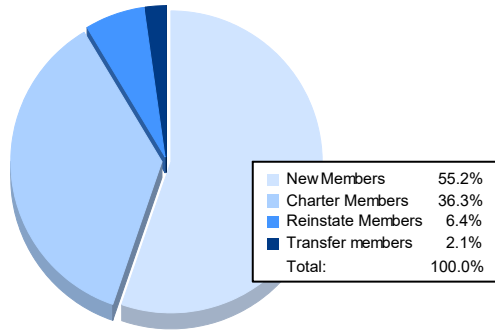


Year	New Clubs	Dropped Clubs	Gain/ Loss Clubs	New Members	Charter Members	Reinstate Members	Transfer Members	Total Member Added	Total Members Dropped	Gain/ Loss Members
2016-2017	3	3	0	502	108	26	18	654	404	250
2017-2018	3	4	-1	685	93	58	15	851	663	188
2018-2019	12	4	8	241	302	29	5	577	614	-37
2019-2020	12	1	11	294	272	32	7	605	478	127
2020-2021	8	6	2	260	171	30	10	471	684	-213
<b>Average</b>	<b>8</b>	<b>4</b>	<b>4</b>	<b>396</b>	<b>189</b>	<b>35</b>	<b>11</b>	<b>632</b>	<b>569</b>	<b>63</b>



### Membership Composition June 2021 Cumulative



### Gender Composition June 2021 Cumulative

